

# Rainbow Words

First, write your spelling words in pencil.  
Trace over the words 5 times using a different  
coloured crayon each time.



# Pyramid Writing


Pyramid write your spelling words.  
Try to write them neatly!

Example:     s  
              so  
             som  
             some



# ABC Order

Write out your spelling words in  
alphabetical order.



# Fancy Letters

Write out each of your spelling words using  
fancy writing. Your letters could be  
curly or dotty.



# Silly Sentences

Write silly sentences with a spelling word in each sentence. Underline your spelling words.

Example:

My cat wears a yellow hat when she goes dancing.


cat wears a yel  
at when she goe  
cing. My cat we  
yellow hat wher  
goes dancing. M  
t wears a yello  
at when she goe  
cing. My cat we  
yellow hat wher  
goes dancing. M  
t wears a yello  
at when she goe  
cing. My cat we  
yellow hat wher  
goes dancing. M  
t wears a yello

# Backwards Words

Write out your spelling words forwards and then backwards.

Example:


home emoh



# Across and Down


Write each word across and down, sharing the same first letter.

Example: when  
hen



# Bubble Words

Write your spelling words in bubble letters. After you have written them, you can colour them in with crayons.



# Headlines

Cut letters out of newspapers and magazines to spell out your words. Stick them down to a piece of paper.



# Curly Words

Firstly, write your spelling words out in normal letters. Then, write them again in curly letters!



# Tell a Story

Write a story using all of your spelling words. Make sure you underline your spelling words.



# Three Times

Write each of your spelling words three times using a different coloured crayon or pen each time.



# Acrostic Poem

Choose one of your spelling words.  
Write an acrostic poem using that word.  
Illustrate your poem.

Example: sun

S  
U  
N  
Summer is here  
Under the rays  
New flowers grow



# Blue Vowels

Write each of your spelling words.  
Trace the vowels in your words with a  
blue coloured pencil.

Vowels: a e i o u

a e i o u  
i u a o e  
a e i o u  
a o i e u  
u e i o a  
o a i e u  
a e i o u  
i u a o e  
a e i o u  
a o i e u  
u e i o a  
o a i e u

# Spelling Shapes

Count your spelling words. Draw one shape  
for each word. Now, write a spelling word in  
each of the shapes.

Example:



# Upper and Lower

Write each of your spelling words two times.  
First, write each word in upper case letters.  
Then, write each word in lower case letters.



## 3D Words

Make your spelling words out of playdough or clay.



## Connect the Dots

Write your spelling words using dots. Connect the dots you've drawn by tracing over them with a coloured pencil.

## Spelling Flowers

Draw a big flower. Write each of your spelling words on one of the petals.



## Air Write

Write your spelling words in the air with your finger. Ask someone to read your words as you write. You could also ask someone to air write while you read the word!



# Foam Letters

Write your spelling words in cream or foam.



# Magnetic Letters

Use your magnetic letters to write your spelling words.

