



Colour Wheel Christmas Card Art Activity

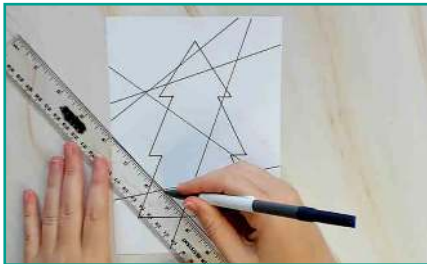


You will need:


- Colourful pens
- A ruler
- A pencil
- White paper
- Colourful card
- Glue
- A colour wheel



1) Use a pencil to draw a clear Christmas symbol centre to your card design. I have chosen a Christmas tree and am using a ruler to make sure my lines are straight. I am using a pen so you can see, but you should use a pencil.



2) Use your ruler and pencil to draw interesting lines which go across the Christmas symbol. Make sure they cross each other, and cut the space into smaller shapes.

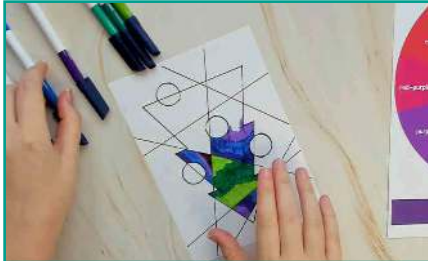
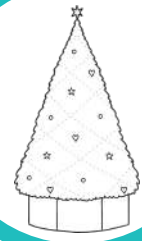


3) Find a circular object to draw around (I am using a glue stick). Draw around the circular object with a pencil. Make sure the circles cross other lines to make even smaller shapes.



4) Use your colour wheel to sort your pens into groups of three analogous colours. Analogous colours sit next to each other on the colour wheel. You need four groups of analogous colours - two from the warm side of the colour wheel, and two from the cool side of the colour wheel.

Colour Wheel Christmas Card Art Activity



5) Use the two sets of analogous colours to colour in the Christmas object at the centre of your card. Use one set of analogous colours for each different section of the shape, blending them together to create interesting colour blends. When you go to colour in a touching section, swap to the other set of cool analogous colours.



6) Then, swap to your warm analogous colours to colour in the outside of the shape. Use a different set of warm analogous colours for each section of the outside of the design, making sure to swap to the different set when you are colouring an adjacent section.



7) Last of all, mount your finished design on a piece of strong card. Now you just need to decide who to send your modern, colourful Christmas card to and write a lovely message inside.

Looking for more Christmas Card Crafts?



Twinkl Crafts has a whole collection of crafts perfect for creating handmade Christmas cards. Our Christmas card crafts are creative, and use a range of art techniques so children can learn as they craft. Scan this QR code to be taken straight to our Christmas card craft hub. See you there!

We hope this information on this resource is helpful. However, some ingredients and/or materials used might cause allergic reactions, so if you have concerns about your own or somebody else's health or wellbeing, always speak to a qualified health professional. Remember, activities listed within the resource should always be supervised by an appropriate adult.